



VINAY INDUSTRIES

MAKING YOUR VISION COME TRUE

MANUFACTURER OF

ALL TYPES CIVIL & CEMENT CONCRETE
ROAD MACHINERY & FABRICATION

- STATIONARY TYPE CONCRETE BATCHING PLANT
- STATIC CONCRETE BATCHING PLANT
- MOBILE CONCRETE BATCHING PLANT
- MOBILE CONCRETE BATCHING PLANT WITH REVERSIBLE DRUM TYPE MIXER
- REVERSIBLE CONCRETE MIXER (MINI BATCHING MACHINE)
- REVERSIBLE CONCRETE MIXER DIESEL ENGINE OPERATED
- 10/7 CONCRETE MIXER WITH DIGITAL LOAD CELL BASED WEIGHING SYSTEM
- CONCRETE SCREED PAVER
- FIX FORM CONCRETE ROAD/CANAL PAVER FINISHER



Mehsana



+91- 99790 17261



info@vinayindustries.net



www.vinayindustries.net



COMPANY PROFILE

Mr. Mahendrasinh Solanki founded **Vinay Industries** a few years back with a mission to reduce the work load of companies and aid in minimizing cost of production by developing a variety of Material Handling Systems and Construction Machines like Concrete Batching Plant, Dewatering System, and Material Feeding System. The company focuses on infusing the latest available technology that makes work faster. Settled in a district of Gujarat, India where Vadnagar is famous as the birthplace of Indian Prime Minister, Shri Narendra Modiji, **Mahesana**, this promising business entity is growing at a steady fast rate and garnering a huge customer base.



OUR INFRASTRUCTURE

We have an Automatic type production house to well and timely make Concrete Paver Finisher, Cements Silo, along with a host of other systems. The production unit aids our employees to manufacture robust in strength and seamless in design machines because it has been fitted with modern machines. This unit is well-managed by experts and is also equipped with computer based systems that helps keep a proper record of raw materials, sale and purchase.

INDUSTRIES CATERED

Material handling systems and construction machines we specialize in bringing forth find most use in industries cited below:

- » Construction
- » Packaging
- » Food & Beverage
- » Pharmaceutical
- » Chemical
- » Automobile and others



OUR PRODUCT RANGE

Vinay Industries understands what techno-advanced machines and equipment mean to customers which is why it brings forth hi-end and excellently functioning Construction Machines and Material Handling Equipment which are as follows:

Concrete Material Feeding System

Concrete Paver Finisher

Concrete Road Screed Paver

Dewatering System

Floater Machine

Groove Cutter Machine

Truss Type Screed Vibrator

Industrial Cement Silo

Vacuum Pump


Concrete Mixture Machine

- Manual Concrete Mixture Machines
- Reversible Concrete Mixer Machine

Concrete Batch Plant

- In Line Concrete Batching Plant
- Mini Concrete Batch Plant
- Mobile Concrete Batching Plant
- Reversible Mobile Batching Plant
- Stationary Concrete Batching Plant

STATIONARY TYPE CONCRETE BATCHING PLANT



TECHNICAL SPECIFICATION

Model	VIP20	VIP30	VIP45	VIP60
Output capacity	20m ³ /hr	30m ³ /hr	45m ³ /hr	60m ³ /hr
Mixer unit	Turbo pan type mixer / twin shaft mixer			
Main mixer reduction gear box	Imported planetary reduction box			
Material storage capacity	20 M3	30 M3	45 M3	60 M3
Material weighing capacity	Digital load cell based seprated weighing of Aggregate, cement, water, addative			
Batch feeding system	Through inclined belt conveypr / Inclined skip bucket			
Control panel	Fully automatic PLC based control panel			
Cocrete discharge height	4.0 Mtr from the ground level			
Total connected power	52 HP	74 HP	87 HP	120 HP
Suggested DG set	62 KVA	82 KVA	125 KVA	160 KVA

STATIONARY CONCRETE BATCHING PLANT



TECHNICAL SPECIFICATION

Model	SCP20	SCP25	SCP30	SCP45	SCP60
Output capacity	20m ³ /hr	25m ³ /hr	30m ³ /hr	45m ³ /hr	60m ³ /hr
Mixer type	Turbo pan type mixer / twin shaft mixer				
Main mixer drive	20HP	25HP	30HP	40HP	50HP
Material storage system	2 x 2 cross bin feeder				
Material storage capacity	14 M3	14 M3	20 M3	20 M3	30 M3
Material weighing capacity	Digital load cell based separated weighing of Aggregate, cement, water, additive				
Material feeding system	Through inclined belt conveyer				
Control panel	Fully automatic PLC based control panel				
Concrete discharge height	4.0 Mtr from the ground level				
Total connected power	48 HP	53 HP	63 HP	77 HP	98 HP
Suggested DG set	62 KVA	62 KVA	82 KVA	100 KVA	125 KVA

MOBILE CONCRETE BATCHING PLANT



TECHNICAL SPECIFICATION

Model	CMP20	CMP25	CMP30	CMP45	CMP60
Output capacity	20m ³ /hr	25m ³ /hr	30m ³ /hr	45m ³ /hr	60m ³ /hr
Mixer type	Turbo pan type mixer / twin shaft mixer				
Main mixer drive	20HP	25HP	30HP	40HP	50HP
Material storage system	2 x 2 cross bin feeder				
Material storage capacity	14 M3	14 M3	20 M3	20 M3	30 M3
Material weighing capacity	Digital load cell based separated weighing of Aggregate, cement, water, additive				
Material feeding system	Through inclined belt conveyer				
Control panel	Fully automatic PLC based control panel				
Concrete discharge height	2.2 Mtr from the ground level				
Total connected power	48 HP	53 HP	63 HP	77 HP	98 HP
Suggested DG set	62 KVA	62 KVA	82 KVA	100 KVA	125 KVA

MOBILE CONCRETE BATCHING PLANT WITH REVERSIBLE DRUM TYPE MIXER



TECHNICAL SPECIFICATION

Model	RMP 15	RMP 20	RMP 30
Output Capacity	15 CuM/Hr	20 CuM/Hr	30 CuM/Hr
Material Storage Capacity	10 CuM	12 CuM	14 CuM
Mixing And Discharge System	Forward rotation of drum mixes the material and reverse rotation of drum discharges the concrete.		
Material Weighing System	Digital load cell based weighing of aggregates		
Cement Feeding System	Through inclined screw conveyor		
Water Feeding System	Timer based accurate water feeding system		
Control Panel	Fully automatic plc based control panel		
Pneumatic Wheels	2 nos	2 nos	4 nos
Water Tank Capacity	200 liters	250 liters	300 liters
Total Connected Power	25 HP	30 HP	43 HP
Suggested DG Set	40 KVA	50 KVA	62 KVA
Concrete Discharge Height	1.2 meter from GL	1.5 meter from GL	1.7 meter from GL

CONCRETE SCREED PAVER

(Available in clear working width of 2.75 Mtr to 7 Mtr)



Available Width	Minimum width 3 Mtr and Maximum Width Will be 6 Mtr.	
CYLINDRICAL FINISHING ROLLERS	Unique design as we provide two separate cylindrical finishing rollers one at the front side and another at the back side so better finishing is achieved more to this one can operate both the rollers together or stop any one roller as per requirement.	
AUGUR ARRANGEMENT	Full length augur is provided at the front side for spreading extra concrete equally on both the ends of the slab to achieve even surface and more to this separate drive is given with provision of forward and reverse rotation so one can operate it in either direction as per the requirement.	
DRIVE ROLLERS	Total four drive rollers are given where two rollers at each side are given with separate drive for both the ends with provision of forward and reverse rotation so one can move the paver forward or reverse as per need and we also provide facility to turn on/off any side of the drive rollers which helps to move paver in curving areas of the slab.	
PRIME MOVERS	Spreader Augur	3 HP Electrical Geared Motors
	Cylindrical Finishing Rollers	5 HP X 2 Nos Ele. Geared Motors
	Drive Rollers	5 HP X 2 Nos Ele. Geared Motors
	Vibratory Needles	3 HP X 5 Nos. Electric Motors
	Total Connected Load (H.P)	34 HP
	Suggested D.G. Set	50 KWA
OPERATOR SITTING	Adjustable seat with canopy provided at the top of the paver for the operator.	
CONTROL PANEL	Mounted on the top of the paver with internal cabling and with wired remote control to operate the paver.	
MOBILITY	Four mechanical type swivel jacks with solid tyre provided for height adjustment and for moving the paver at the each end of structure where tires are used to in or out the paver from panel area of the concrete slab.	



TECHNICAL SPECIFICATION

Model	
Available width of the pavers	Starts from 3 Mtr and available up to 15 Mtr width
Prime Mover	
Drive End Panel	5 HP Geared motor
Vibratory Cylinder	5 HP Geared motor
Bogie RH & LH	1 HP x 1 HP electrical geared motor
Vibratory Motor	1 HP
Traction System	
Traction Drive	Two electrically Driven double flanged bogie wheels
Traction Speed	0 -22 RPM
Extra long screw Augur with harden flights for durability	
Shock protections	
Overload protections	
Adjustable carriage movement with variable speed drive	

Optional Accessories :

Slope wedges, Fabricated Rail, High frequency Needle Vibrators, Works platform, Grooving arrangement, PVC inserter



MOBILE CONCRETE BATCHING PLANT WITH REVERSIBLE DRUM TYPE MIXER




TECHNICAL SPECIFICATION

Model	RM 550 E	RM 800 E	RM 1050 E	RM 1400 E
Output capacity	7-8 m3/hr	9-11 m3/hr	13-15 m3/hr	15-17 m3/hr
Main drive of the mixer	10 HP	12.5 HP	15 HP	20 HP
Material weighing system	Digital load cell based separated weighing of material in each bins			
Pneumatic Tyres	04 Nos	04 Nos	04 Nos	04 Nos
Control panel	Micro processor based control panel			
Total connected power	30 HP	35 HP	40 HP	45 HP
Suggested DG set	40 KVA	40 KVA	50 KVA	62 KVA

REVERSIBLE CONCRETE MIXER DIESEL ENGINE OPERATED

Model	RM 800 DI	RM 1050 DI
Output capacity / Hour	10 - 12 CuM	12 - 15 CuM
Mixer type	Reversible drum type mixer	
Mixing and Discharge of Concrete	Forward rotation of the drum mix the material and reverse rotation of the drum discharge the concrete	
Main drive of the mixer	16 Hp Air Cooled Diesel Engine	20 Hp Air Cooled Diesel Engine
Material weighing system	Digital load cell based weighing of material	
Water tank capacity	200 litre	250 litre
Water feeding system	Auto water dozing system	
Pneumatic tyres	4 no	4 no
Hydraulic tank capacity	200 litre	250 litre
Centralized lubrication system	Inbuilt Centralized lubrication system	
Tow bar facility	Yes	Yes
control panel	Micro processor based control panel	
hydraulic oil cooler	Yes	Yes
12V DC battery	80 AMP	80 AMP

HORIZONTAL CEMENT/FLY ASH STORAGE SILO



1. Comes in storage capacity of 40 MT / 60 MT & 80 MT.
2. No requirement of heavy civil foundation works.
3. Easy to erect and commission at site and easy to shift.
4. No cement go down requires at site.
5. Client can store loose as well as bags cement in the same.
6. No wastage of cement due to leak proof design.
7. Helps you to achieve pollution free handling of cement at site.
8. Easy to shift and reinstall as the horizontal silo comes with skid mounted design.



VERTICAL CEMENT FLY ASH STORAGE SILO

Storage silos can be used to store Cement, Fly ash and GGBS as per the requirement of the clients.

Storage silo comes in various capacities like 50 MT, 65 MT, 100 MT and 150 MT storage capacities.

We also provide silo accessories like

1. Paddle type Level indicators
2. Top/Bottom mounted Dust collectors
3. Pressure safety relief valves
4. Fluidization nozzles
5. Bin Aerators
6. Twin lobe blowers for bulker unloading
7. Manual bag feeding system (Debugging Unit)



10/7 CONCRETE MIXER WITH DIGITAL LOAD CELL BASED WEIGHING SYSTEM



TECHNICAL SPECIFICATION

Type	Hydraulic Hopper	Without Hopper
Unmixed Capacity	280 Ltr (10 cu. ft)	280 Ltr (10 cu. ft)
Mixed Capacity	200 Ltr (cu. ft)	200 Ltr (cu. ft)
Drum Speed	24-27 RPM	24-27 RPM
Production Rate	6-8 M3/Hr	6-8 M3/Hr
Weight (Approx.)	1450 Kgs	950 Kgs
Towing Speed	15 km/Hr	15 km/Hr
Diesel Engine Power rating	6 HP	6 HP

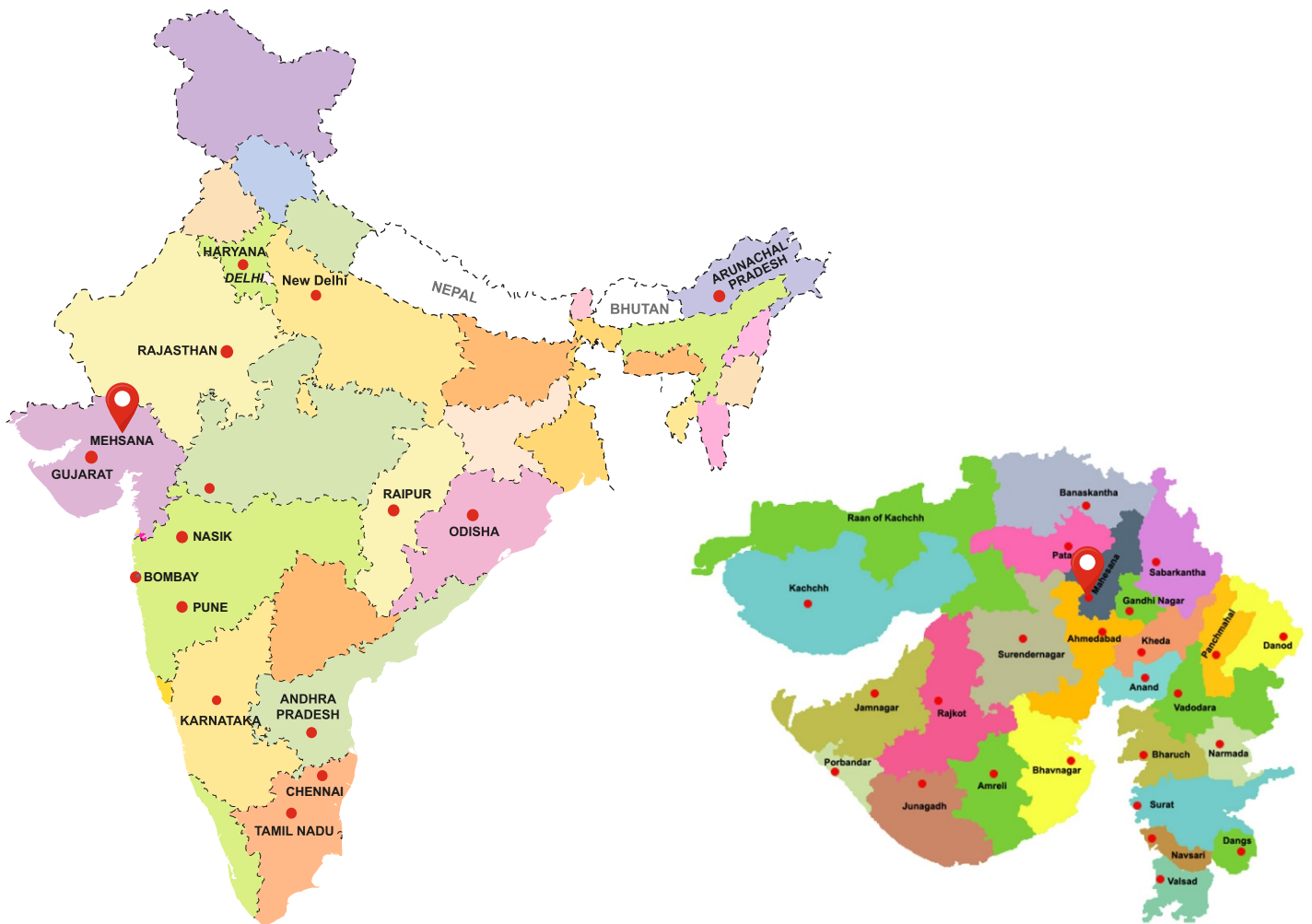


Unmixed Capacity	280 Ltr (10 cu. ft)
Mixed Capacity	200 Ltr (cu. ft)
Drum Speed	24-27 RPM
No. of bins	Single / Double
Material Weighing system	Digital load cell based weighing
prime Mover	6 HP / 5HP
Hopper Lift In system	Hydraulic Cylinder Operated
Control Panel	Micro processor based control panel

OTHER PRODUCTS



Our Reach



VINAY INDUSTRIES

📍 Polt No. 302, Dediyan GIDC, Phase-2, Mehsana-384002 Gujarat, India.

☎ +91- 99790 17261 / +91- 99786 17261

✉ vinayindustries190@gmail.com
info@vinayindustries.net

🌐 www.vinayindustries.net